

# *Pleasure-Way*





Pleasure-Way Industries Ltd. is once again very proud to be the recipient of the RVDA Quality Circle Award for 2015. Pleasure-Way received marks well above the motorized industry average a sixth consecutive year.

I believe this prestigious award speaks volumes for us as a company. We are proud to be regarded so highly in our field. This award reinforces our core company values of hard work, superior quality, excellence in manufacturing and top-notch customer service. Without the commitment of our valuable and skilled employees, who really are the cornerstone of our company, we wouldn't be able to achieve our goals of producing only the highest quality motorhomes.

Dean Rumpel

A handwritten signature in black ink that reads 'Dean Rumpel'.



We strive to build the perfect coach for our customers.



# Company Profile

My name is Dean Rumpel and I am CEO of Pleasure-Way Industries Ltd. I have been involved with Pleasure-Way Industries from the very beginning and I am proud to say I have worked my way up through the ranks over the years. My family has been invested in the RV industry and lifestyle since 1968 when my father, Merv Rumpel opened his own RV dealership. In 1986, he decided that he could build a better, higher quality camper van than what he was seeing in the market and Pleasure-Way Industries was born. The idea of building a camper van was not new but his vision of a luxury product with innovative features and superior quality lead to the company's humble beginnings.

The cornerstone of Pleasure-Way Industries Ltd. is built upon my father's old-fashioned work ethic, pride in craftsmanship and a "customer comes first" approach to business. We are proud to follow these principles today. Even now, in our 31st year, we do not mass produce our motorhomes on assembly lines as each motorhome is hand-crafted and custom-fit to exacting standards and quality inspections. At Pleasure-Way, we know that quality takes time; we strive to build the perfect coach for our customers and we back that up to assure them that they made the right

purchasing decision. We measure our time to produce a quality motorhome in weeks not days. As a result of our construction process, painstaking effort and time, our superior quality is realized awarding us with one of the lowest warranty claim rates in the entire RV industry. We are proud of each and every one of the motorhomes we have built and we continue to stand behind our work. We are so confident in our quality; we back each new Pleasure-Way with our Freedom Five Year Coach Warranty. At Pleasure-Way, we are proud of what we do and those people who help us get the job done. Over thirty percent of our employees have been with us for ten years or more; some have been with us over 20 years and some have even been with us since the beginning. They all take great pride in what they do and the role they play in making our motorhomes unsurpassed in the industry. Their dedication and commitment to quality is evident in every detail in our coaches and in our incomparable customer service.

I am proud to say that Pleasure-Way is still a family owned and operated company with three generations involved in the production of our motorhomes. You know we have a vested interest in your satisfaction. You won't find voice mail here; whether you are a current or potential customer, if you have a question we will find the right person for you to talk to and you may even find yourself talking with me!

Dean Rumpel

# Table of Contents

## **The Company Profile** 2

### **The Ascent** 17 Mercedes-Benz - Short Wheel Base

### **The Lexor TS** 21 Ram ProMaster

### **The Plateau FL** 25 Mercedes-Benz Sprinter

### **The Plateau TS** 29 Mercedes-Benz Sprinter

### **The Plateau XLMB** 33 Mercedes-Benz Sprinter - Widebody

### **The Plateau XLTD** 37 Mercedes-Benz Sprinter - Widebody

## Features 4

## Construction 9

## Custom Cabinetry 11

## Stall Installation 13

## Quality Control 15

## Our Warranty 41

## Roadside Assistance 42

## Build Your Own 43

## Lifestyles 45

## Owners' Clubs 48

## **Coach Specifications** 49

## **Chassis Specifications** 50

# See The Difference Quality Makes

## Standard Feature: Ultraleather®


Ultraleather's innovative strengthening technology makes this luxurious supple fabric exceptionally durable and stain resistant. Ultraleather® was engineered to meet the growing demand for environmental responsibility. However, it also offers the following advantages:

- exceeds heavy-duty industry abrasion standards by 13 times
- scratch, nick and blemish resistant
- stays cooler than genuine leather in warm climates
- void of plasticizers, heavy metal, formaldehyde, and pyroxylin
- cleans effortlessly with soap and water
- pet hair doesn't penetrate and weave in like regular fabric.



## Standard Feature: Digital Thermostat

The new digital thermostat allows for more contemporary control of both the air conditioner and the new next generation Atwood furnace.



## Standard Feature: The Beauty of Dupont Corian®

Dupont Corian® has a rich, sleek look, much like granite and quartz, but has a number of advantages over these very heavy surfaces. Dupont Corian® is easy to clean, hygienic and extremely stain resistant because it is nonporous so bacteria and stains do not penetrate its surface. Dupont Corian® is hand-crafted and assembled in our on-site mill shop. After the initial shape has been cut on our CNC Router, the lengthy process of transforming the Corian® into counter tops, back splashes and shower surrounds begins. Each individual piece of Corian® is hand-sanded three different times with varying degrees of grit sandpaper. This process is followed by two intense sessions of hand polishing to achieve the beautifully deep and rich seamless solid surface look that conforms to our exacting standards. This is an extremely labor intensive process. On average, we spend a total of sixteen hours hand-sanding and polishing the Corian® surfaces in our motorhomes.



## Standard Feature: Multiplex Wiring

In all current models, Pleasure-Way uses multiplex wiring. This wiring system provides power to a common distribution center which is controlled by centralized switch panels that connect to the control center via cat5 network wiring. Multiplex wiring reduces the number of individual switches and combines them into three contemporary switch panels to control multiple functions of the coach. For example, when you enter the coach you are able to turn on all the lights at once with a master light switch. You may also dim the interior lights by pressing and holding the switch to your desired lighting level.

Multiplex wiring reduces about 40 percent of the 12 volt wiring harness. In the case of the Plateau XL, over 500 feet of wire and hundreds of individual wiring connections have been eliminated.



## Standard Feature: LED Lighting

At Pleasure-Way, we predominantly use recessed LED lighting throughout our motorhomes. Not only do LED lights save on battery life, but they do not produce heat like regular incandescent or halogen lights. LED lights are cool to the touch, energy efficient and provide a clean and stylish appearance. Going the extra mile, Pleasure-Way takes the additional time to recess and enclose the wiring harness for the LED lights in the rear upper cabinetry. This provides a clean interior cabinet and maximizes available space.



## Standard Feature: Blum® and Hafele® Hardware

Like many luxury homes, Pleasure-Way uses Blum® European cabinet hinges and Hafele® door stays. Blum® European hidden hinges provide a clean, contemporary exterior appearance and superior quality backed by a lifetime warranty. Hafele® adjustable door stays gives you precise control of the cabinet door opening. You can adjust the door stay to allow the cabinet door to stay open at any degree of opening and ensure your door will never fall when you least expect it. Other examples of our commitment to quality are the use of metal full extension ball bearing drawer glides, Baltic Birch seven-ply plywood drawer boxes and positive catch cupboard and drawer latches.

## Standard Feature: USB Ports

Two duplex USB ports strategically located within the coach allow for convenient charging of up to four devices.



## Standard Feature: The Science of Sleeping

Pleasure-Way takes a three-tiered approach to ensure your good night's sleep. We combine a base layer of medium density foam topped with a minimum three inches of visco-elastic memory foam, which is further topped with Dacron helping insulate the foam resulting in a cooler bed and smoother Ultraleather® finish. Visco-elastic memory foam conforms to your individual curves to relieve pressure points. Imagine being completely supported and embraced as you sleep. Rather than sleeping on your side and feeling pressure on your shoulders, hips and knees, imagine being comfortably supported on a perfect surface that supports and conforms to all parts of your body. Pressure points are eliminated as they become evenly distributed across your side. You spend a third of your life sleeping, so don't settle for anything less than the best quality sleep!



## Standard Feature: Eco-Ion Lithium Batteries

Every 2017 Pleasure-Way comes equipped standard with two 100 amp hour lithium iron phosphate (LiFePO4) coach batteries. The Eco-Ion batteries are:

### Maintenance Free

- No need to check fluid levels

### Cost Effective

- Will last up to 10X longer than AGM batteries saving you thousands in future replacement costs

### Superior Capacity

- 200 amp hours of lithium batteries is comparable to 400 amp hours of AGM battery

### Faster Charging

- Can charge in only a few hours

### Earth Friendly

- Contains no lead or acid making it better and safer for the you and the environment

### Long Life

- Eco-Ion batteries have 2000-3000 life cycles. If you lived in your coach 100 days per year and cycled the batteries every day it would take twenty years to reach 2000 cycles



## Standard Feature: 2,000 Watt Pure Sine Wave Inverter

As a standard feature on all 2017 models we have incorporated a 2,000 Watt Pure Sine Wave Inverter. The inverter is wired in place and will provide convenient 120 VAC power even when you are not plugged into shore power or running the on board generator. The inverter will provide power to the TV and Blu-ray player, the microwave/convection oven and the 120 VAC receptacles throughout the coach. This allows for the flexibility and convenience to be able to watch a movie, pop some popcorn or brew a pot of coffee even when not plugged into shore power.



## Standard Feature: MCD Roller Blinds

Easy up, easy down, night roller blinds for when you want your privacy. With the simplicity of MCD roller blinds Pleasure-Way adds even more freedom to the line up. The tinted windows provide a level of privacy on their own, but when complete privacy is desired, simply pull down the blinds.



## Standard Feature: Winegard Rayzar Digital TV Antenna

The Rayzar Automatic is Winegard's next generation in digital and HD broadcast TV antennas. This fully automatic enhanced dual band antenna features state-of-the-art technology to provide the most user friendly and comprehensive free HDTV viewing experience on the market. No manual aiming or cranking required; it is a fully automatic and simple operation.



## Standard Feature: Tankless on Demand Water Heater

Tankless on demand water heater provides a supply of hot water, on demand, for as long as you have a fresh water supply. No longer do you have to wait for water to heat up in a traditional six gallon water heater.



## Optional Feature: Go Power Solar

Due to the increased demand for off-grid camping, Pleasure-Way has introduced a solar package from GoPower! by Carmanah as an option on all models. A roof mounted collector panel and integrated charging system allow for external use of 12VDC systems when not plugged in to shore power or running the generator. The solar system constantly provides power to the coach battery which maximizes coach battery use and overall battery health and vitality.

Choose from up to five solar packages:

- 95 watt (5 amp) Go Power Solar package
- 190 watt (10 amp) Go Power Solar Package
- 285 watt (15 amp) Go Power Solar Package
- 380 watt (20 amp) Go Power Solar Package
- 475 watt (25 amp) Go Power Solar Package

Go Power Digital Solar Controller  
(standard with solar package)



Go Power digital solar controller lets you view the:

- State of charge of your coach batteries by percentage
- Amperage going into the batteries while charging
- Voltage of your batteries

And will turn the charging off when your batteries are fully charged.

### Optional Feature: Exterior Painted Plastic Moldings

Painted front and rear bumpers and side moldings certainly add to Pleasure-Way's clean automotive styling. Available on all 2017 models.



### Optional Feature: Phantom Screen Door

A Phantom screen door is available on the Plateau TS & FL. The Phantom aluminum framed retractable screen door allows fresh air in and keeps insects out. The screen door features a positive latching system and retracts out of the way when not in use.



### Optional Feature: Rear Roll up Screen



The heavy duty nylon canvas rear roll up screen is available on all our van based models. The double zipper system allows for easy access to the under sofa storage space while the fine mesh screen keeps the insects out and lets the fresh outside air in. The whole screen assembly can be rolled up and tethered out of the way when not in use.

### Optional Feature: Side Roll up Screen

The roll up side screen features a unique magnetic closure system that allows easy access without the need to zip the door open and closed. The screen and door assembly are constructed from heavy duty flame retardant nylon canvass and fine mesh insect screen. The side screen conveniently rolls up and is secured out of the way when not in use.



# Construction

## THE OPPOSITE OF MASS PRODUCTION

You will not find an assembly line at Pleasure-Way Industries Ltd. We do not use this popular and time-saving method of manufacturing. We refuse to sacrifice fit, finish, quality and safety for time and cost savings.

At Pleasure-Way Industries, we give each motorhome we build the meticulous care and attention it deserves. On average, it takes six weeks and over four hundred man hours to finish just one Pleasure-Way motorhome! Pleasure-Way's unique construction process strays very far away from most recreational vehicles manufacturers that mass produce thousands of coaches in a fraction of the time.

The construction of Pleasure-Way motorhomes involves measuring, constructing and hand-fitting custom made parts onto each individual chassis. Why you ask? The answer is simple. Even though all chassis of a particular make and model, such as Mercedes or Ram, appear to be identical to each other, there can be slight tolerance differences in the body by up to a quarter of an inch! This can greatly affect the fit and finish of each individual component of the motorhome. That is why at Pleasure-Way we hand fit and trim each individual part, from running boards to wall partitions, to perfectly fit each particular coach. Once the specific piece has been custom fit, it will be serialized with that particular coach's chassis vehicle identification number and it will be installed later in the production process to that exact unit.

The first phase of the construction of a Pleasure-Way motorhome begins in the welding/metal fabrication department. Here, the skilled team of fabricators precisely weld tubular steel to create the floors, roofs and side walls of the motorhome. The level of steel fabrication varies depending on the chassis and the coach design. From reinforcing cut-outs on the Mercedes-Benz uni-body chassis to the complete steel-framed super body of the Plateau XL, the time spent in this first phase of construction exceeds fifty hours per motorhome. As a comparison, an average class C motorhome that is mass produced is completely assembled and ready to paint in 2.5 days.


Once the welding process has been completed, the fibreglass department takes over and hand fits each customized piece of fibreglass to its specific coach. Each fibreglass component is formed into a mold, which first is sprayed with a paintable gel coat, and then a mixture of resin and fibreglass is sprayed into the mold to the precise thickness required for the strength and structural integrity of that piece. After the fibreglass has been sprayed into the mold, a trained team will methodically hand roll the entire part to ensure that there are no air pockets and the fibreglass is uniform throughout the part. This time-consuming process further ensures that each component meets or exceeds our high quality standards.



Bonding fibreglass to either steel or fibreglass components is regarded as a superior technique relative to other forms of fastening. Fibreglass is bonded to steel using a product called Sika Flex. This special adhesive ensures a higher standard of structural strength and allows fibreglass components, such as our one-piece molded Plateau XL roof, to be attached to the body without having to use multiple fasteners. By eliminating the process of screwing exterior parts to the chassis, Pleasure-Way has eliminated potential entry points for water leaks that typically plague the recreational vehicle industry.

Another distinguishing feature you will find in Pleasure-Way Industries Ltd.'s production process is our use of Glasurit automotive paint on all of our surfaces.



A welder wearing a dark blue jacket, a silver welding mask, and yellow gloves is kneeling and working on a large metal frame. Sparks are flying from the welding point. The background shows a factory environment with a white vehicle and other equipment.

This product is far superior to the more common and far more economical gelcoat finishes typically found throughout the recreational vehicle industry. Therefore, at Pleasure-Way, every part, such as the fiberglass running boards, must be sanded by hand to ensure the proper paint procedures are being met to produce that perfect paint finish you expect to see on a luxury vehicle.

Each piece is sanded, primed, painted and finally clear coated by hand to achieve this high-end, luxurious result. Even what are commonly considered to be the less consequential parts of a motorhome, such as exterior vents and hatches, are all painted to match the exterior of our coaches.



Attention to detail and our commitment to quality and safety (as well as our refusal to compromise quality for cost and time savings) set Pleasure-Way Motorhomes above the rest. We refuse to settle for less than the best so why should you?

# Custom Cabinetry

BEAUTIFUL, HAND CRAFTED CABINERY IS ONE OF OUR HALLMARKS AT PLEASURE-WAY INDUSTRIES

Beautiful, hand-crafted cabinetry is one of our hallmarks at Pleasure-Way Industries Ltd. We create our custom cabinetry in our on-site mill shop. Here, our skilled crafts people transform raw hard wood maple into exquisite moldings and stunning stile and rail maple doors. Our mill shop team place raw maple planks through a rip saw to create the individual strips of maple in the exact widths that are required to make our solid maple doors. After the maple has been ripped, it is placed through a moulder which shapes the maple to the appropriate thickness and profile and then we cut them


to the exact measurement required for each individual motorhome. The maple strips are then run through a shaper to create the mortise and tenon joints. The strips are glued together by hand forming the door and clamped until they have dried. Once the maple door has dried and passed our quality control, it is placed through a door sander to ensure it is the correct thickness. It is then ready for the final finishing stage, in which the maple cabinet door is hand-sanded, hand-stained and lacquered. Each door receives three coats of stain and two coats of lacquer. All of our high quality stains and lacquers





are water-based, which is better for the environment, as well as being safer for our employees and consumers.

Our exquisite, hand-crafted cabinetry is very labor intensive to create. On average, it takes over twenty-two hours to finish just one set of cabinet doors for each and every coach we produce. 🐾



# Stall Installation

## CREATED, NOT MANUFACTURED

Most recreational vehicles are built on assembly lines, with the interiors and cabinetry being stapled together in a menagerie of paneling and wooden sticks. The walls and roof are typically installed last. Many of these recreational vehicles feature a meagre twelve-month warranty.


At Pleasure-Way, we are proud to say that we build our motorhomes to last and our manufacturing process reflects this. We cannot imagine using a process that employs staples as a way to adhere surfaces and cabinetry. Wall partitions,



end gables and upper cabinets are all screwed together and fastened with steel angle brackets for superior strength and quality. Cabinets are anchored into the coach sub-floor and wall blocking that is adhered to the inside wall to ensure their strength. This extra step adds stability to the cabinetry and it also helps to ensure a more peaceful, rattle-free ride!

### The Apprenticeship

Pleasure-Way motorhomes are not built on an assembly line; rather they are built in stalls. Crafting our interiors is a dedicated labor process. To become a Pleasure-Way cabinet installer requires a specific skill set, patience and time. A new installer enters into our cabinet apprenticeship program and for the first six months they will work with a senior master installer where they will learn to hand-fit, measure and template the individual pieces into the interior masterpiece you see. They will learn our specific and detailed process of cabinet installation for one and only one specific model. Once an apprentice has progressed through the program they will then be on their own crafting that single model for several years refining and mastering their craft before moving onto a different model. As a result, our custom cabinets precisely hug the interior walls of our motorhomes due to our meticulous hand-fitting and measuring process. 🏔️







# Quality Control

PRODUCING ONLY THE HIGHEST QUALITY OF MOTORHOMES

Pleasure-Way Industries Ltd. has a very complex system of checks and balances, which serves to promote the highest level of quality control. Every craftsman who has worked on any part of the construction of the motorhome signs off on a detailed work sheet confirming the work they have performed. Our quality control team audits every single coach we produce and every craftsman's work on that motorhome must meet our rigorous standards and testing. In the event that a deviance is found, the appropriate team

member is called upon to correct the issue then sign off again to confirm that the matter has been resolved. This meticulous process holds all team members accountable for their work and allows us to quickly adapt to product changes or design improvements. Our most rigorous and arduous quality control system comes from our craftspeople themselves who take so much pride in their work that nothing but their best will do; that is how dedicated they are in creating the best motorhome possible!





The final stage of the quality control audit is a test drive. We do this to ensure that we are happy with the handling and ride of each coach. Once this is completed, we deliver each coach to the respective dealership via a flatbed transport truck. This ensures that the coach arrives in the premium condition you would expect and allows you to be the one to personally "break in" the chassis of the motorhome, rather than a third party delivery driver.

Pleasure-Way Industries Ltd. is so confident in the motorhomes we design and construct that we back them by the Pleasure-Way Freedom Five-Year limited coach warranty.

## Seal Tech Water Leak Detection

As part of our complex testing regime, every coach is "seal tech" tested. We test the coach for water leaks by installing the seal tech machine. This machine pressurizes the inside of the motorhome forcing air to expand outward. Once this is in place, we spray a combination of water and soap over the entire exterior of the coach. If there are any water leaks, they are easily identified by large soap bubbles forming on the exterior of the coach. This critical procedure is part of the backbone of our quality control process. 🚚



# The Ascent

Mercedes-Benz Sprinter - Short Wheel Base

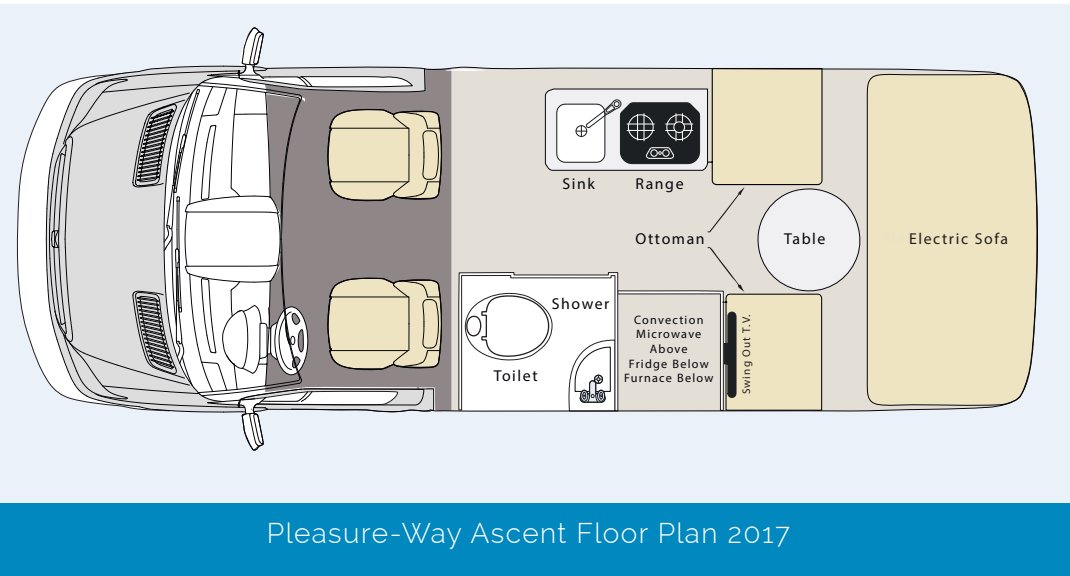



— 19' 7" / 594cm —

# The Ascent

Proof that good things come in small packages, the Pleasure-Way Ascent is a perfect combination of mobility, versatility and unparalleled quality. The 2017 Ascent measures just 19 feet 7 inches in length making both driving and parking effortless. Although the Ascent is the shortest model in our current lineup, there is more than enough room for everything you need including a well-equipped galley, separate private bathroom and the industry's most comfortable sofa bed. As with all our models, the Ascent features a long list of standard equipment such as power awning, on-demand hot water, Pure Sine 2000 watt inverter and lithium ion auxiliary batteries just to name a few. If you are in the market for a small motorhome that you can use to zip around town or take on your next adventure to camp under the stars, the Pleasure-Way Ascent may just be the one for you! 🏕️





Pleasure-Way Ascent Floor Plan 2017

# The Ascent

www.pleasureway.com

20

Mercedes-Benz Sprinter - Short Wheel Base



a perfect combination of mobility, versatility and unparalleled quality

# The Lexor TS

Ram ProMaster



— 20' 11" / 637cm —

# The Lexor TS

The 2017 Lexor is constructed on the Ram ProMaster chassis. The ProMaster's slightly wider chassis platform allows for a roomier more open feel throughout the coach. Equipped with the optional rear and side door screens, you will feel like you are outside enjoying nature and the wash of fresh air without being bothered by annoying insects. This model boasts our most expansive wet bath, excellent storage, a large well-equipped galley, and a generous and extremely comfortable queen size bed, all while staying under 21 feet in length. If you desire the comfort, the style and the quality you expect from a Pleasure-Way motorhome and a gasoline powered engine, the Lexor hits all the marks. 🏔️



Overall Height: 9'3.5" / 283cm

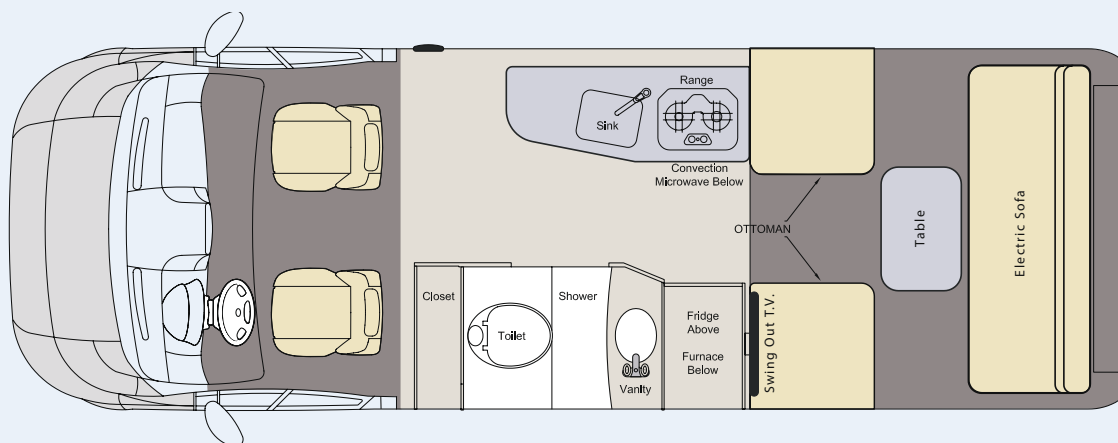


# The Lexor TS

Ram ProMaster



Pleasure-Way Lexor TS Floor Plan 2017



sleek, stylish and fuel efficient

# The Plateau FL

Mercedes-Benz Sprinter

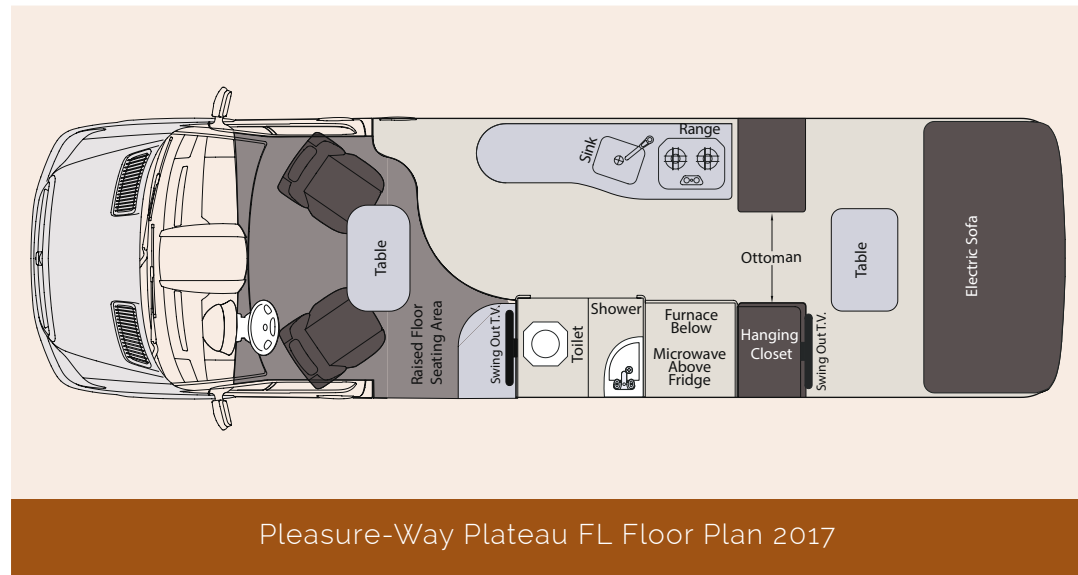


— 22' 9" / 693cm —

# The Plateau FL

Front lounge, front living, call it what you like, we call it one Fantastic layout! The front lounge table location at the front, and the ability to rotate both the driver and passenger seats opens up a whole host of new options. Is someone an early riser? They can wake early and take their breakfast and coffee up front without disturbing their traveling partner. Does one of you like to stay up later to watch a favorite movie or read a book? Do you both prefer to leave the sofa flat and the bed made up? In all cases the Plateau FL can accommodate these differing lifestyles with its unique front lounge that incorporates a Corian® topped workstation, 24" flat screen TV, reclining chairs and optional front table location. 🏔️





Pleasure-Way Plateau FL Floor Plan 2017

# The Plateau FL

Mercedes-Benz Sprinter



spacious and comfortable front lounge

# The Plateau TS

Mercedes-Benz Sprinter

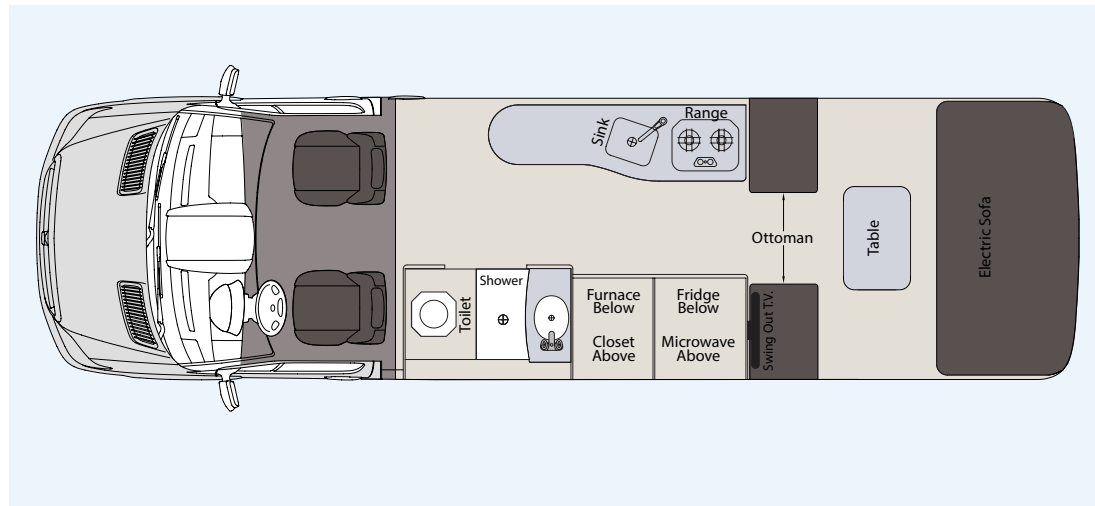



— 22' 9" / 693cm —

# The Plateau TS

Stunning decor and a sophisticated interior design are just two of the hallmarks of the 2017 Plateau TS. The layout provides for a large bathroom, a six cubic foot fridge and full size wardrobe while still leaving the bank of passenger side windows clear and unobstructed. These unobstructed sightlines along the passenger side allow for excellent visibility when lane changing and negotiating busy highways and byways. The combination of the fully opening side door and generous 6 foot Corian® countertops allow for a preparation and serving area that will be the envy of your neighbors at tailgate parties or when serving up meals beachside. The buttery soft Ultra-leather® upholstery, the dimming LED's and the luxurious cabinetry all combine to make the Plateau TS a rich and impeccably styled Class B motorhome. 🏡





Pleasure-Way Plateau TS Floor Plan 2017

# The Plateau TS

Mercedes-Benz Sprinter



stunning decor and sophisticated design

# The Plateau XLMB

Mercedes-Benz Sprinter - Widebody

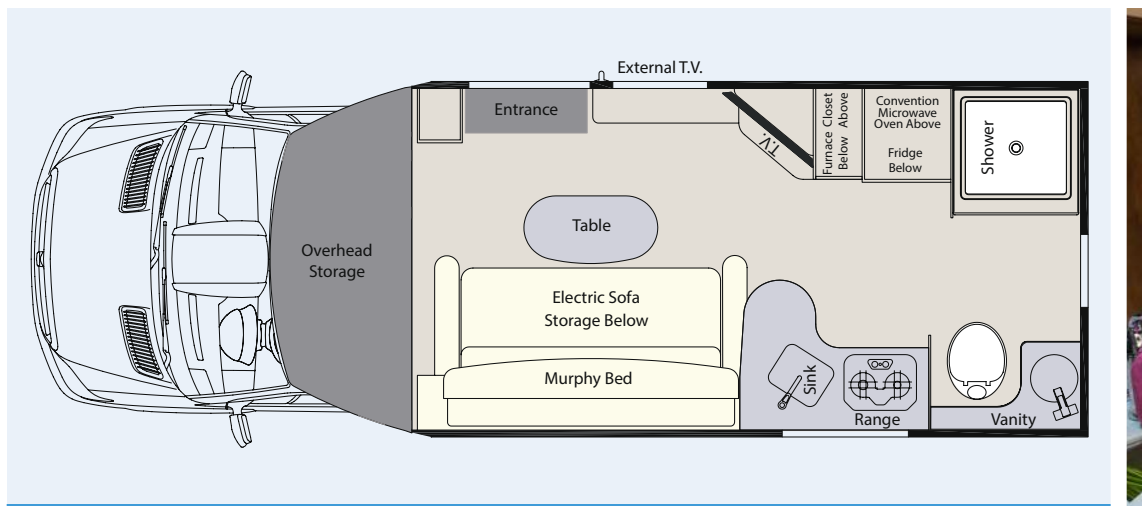


— 22' 9" / 693cm —

# The Plateau XLMB

Our Plateau XLMB widebody features a unique mid-coach walk-around murphy bed that conveniently folds up into the wall when not in use. With the bed up, the Ultra-Leather® covered sofa-daybed provides for a luxurious and comfortable lounge and dining area. Residing immediately behind is the galley, with curved cabinetry and Corian® countertop it is as pleasing to the eye as it is practical and well-designed. One key feature of the XLMB is the bathroom which is located across the complete rear of the coach. The full separate Corian® lined shower, dressing area, vanity and commode might be expected in a luxurious apartment but is a very pleasant surprise when found in a 22 foot motorhome. This is further complimented by very generous outside storage, an optional outside entertainment center and the long list of Pleasure-Way's standard features. The Plateau XLMB truly is a home away from home. 🏡





Pleasure-Way Plateau XLMB Floor Plan 2017

# The Plateau XLMB

Mercedes-Benz Sprinter - Widebody



as pleasing to the eye as it is practical and well-designed

# The Plateau XLTD

Mercedes-Benz Sprinter - Widebody

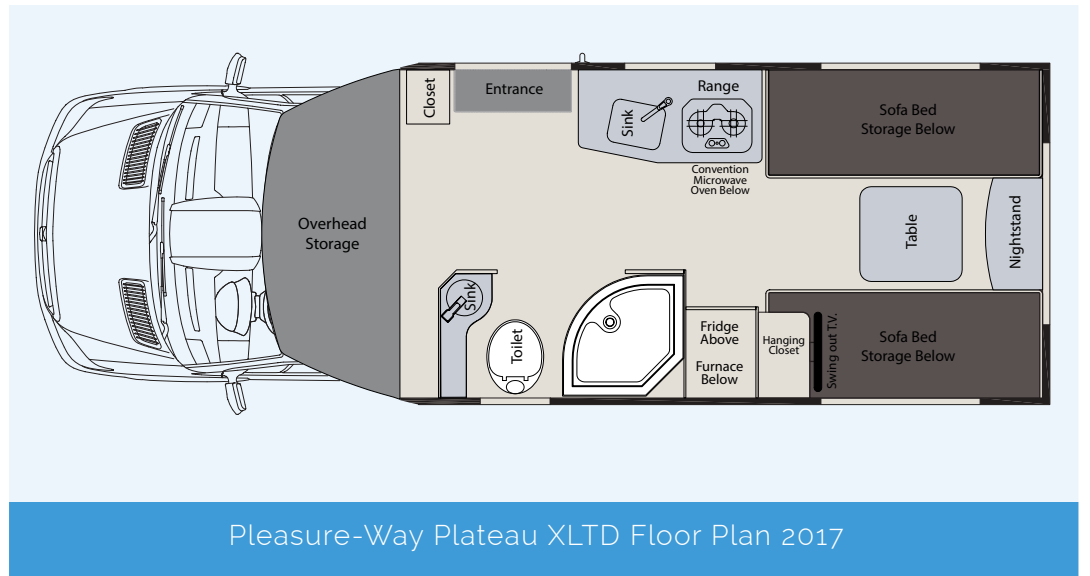


— 22' 9" / 693cm —

# The Plateau XLTD

The new Plateau XLTD combines the versatility of two twin beds and a spacious floor plan loaded with storage. The twin beds appeal to the early risers who want to get up with out disturbing anyone. The front cab area has two separate workstations that can double for your morning coffee lounge. The dry bathroom enhances the appeal of the XLTD with its spacious Corian® and glass corner shower and large vanity usually found in much larger coaches. Massive interior overhead storage and exterior storage ensures you can take the things you need for extended trips. All this in a very maneuverable, fuel efficient motorhome under twenty three feet.






Pleasure-Way Plateau XLTD Floor Plan 2017

# The Plateau XLTD

www.pleasureway.com

40

Mercedes-Benz Sprinter - Widebody



over 25 cubic feet of exterior storage space

# Our Warranty



The typical RV warranty lasts about twelve months and the average RV is used about twenty six days a year.

There is a popular saying that a product is only as good as its warranty. We are so confident in the quality of our motorhomes and the people who craft them, that every new 2017 Pleasure-Way is backed by our Five Year Freedom Warranty.

## **Pleasure-Way 5 Year Freedom Warranty**

**5 years or 60,000 miles / 100,000 kms Limited Warranty**

Pleasure-Way Industries Ltd. warrants the specified new 2017 Pleasure-Way Motorhome free from defects in material and craftsmanship, on portions manufactured by Pleasure-Way Industries Ltd. under normal use and service.

## **2017 Mercedes-Benz Warranty**

Basic Limited Warranty - coverage 3 years or 36,000 miles / 60,000 kms  
Diesel Engine Limited Warranty - coverage for 5 years or 100,000 miles / 160,000 kms  
Mercedes-Benz Roadside Assistance

## **2017 Ram ProMaster Warranty USA**

Basic Limited Warranty - coverage 3 years or 36,000 miles  
Powertrain Limited Warranty - coverage for 5 Years or 100,000 miles  
Roadside Assistance for 5 years or 100,000 miles

## **2017 Ram ProMaster Warranty Canada**

3/60 Basic Warranty - coverage 3 years or 60,000 kms  
Powertrain Limited Warranty - coverage for 5 Years or 100,000 kms  
Roadside Assistance for 5 years or 100,000 kms

# Roadside Assistance

Pleasure-Way Plus Roadside Assistance

**E X C L U S I V E**  
**Roadside Assistance**  
**B E N E F I T S**  
**f o r y o u r R V**



## 3-YEAR COVERAGE

with 1-year tire road hazard coverage



## 2017 Pleasure-Way "All-Inclusive" Coverage!

Get the safety and convenience you need when you're on the road.

### Technical Support & Roadside Assistance

Features 24/7 technical assistance from our staff of RVIA/RVDA and ASE Certified Technicians who speak directly with you to troubleshoot operational issues. Should you need emergency roadside assistance, our vast network of service providers offers a wide range of services to handle your unique RV.

### Towing

Towing your disabled vehicle to the nearest qualified repair facility.

### Locksmith/Lockout Service

Delivery of locksmith services to your vehicle and assistance in the opening of your locked vehicle, and or obtaining a replacement key. The member is responsible for all charges related to on site repairs including but not limited to parts and labor.

### Tire Assistance

#### Year One - Special Added Value

If during the first 12 months of ownership the customer has a road hazard and the tire can not be repaired or if a tire is defective, Pleasure-Way will replace the tire at no cost to the consumer.

#### Years Two & Three

Changing of your vehicle's flat tire using a mounted and inflated spare tire, delivery of comparable tire to the disablement site or towing your vehicle to a tire facility. The cost of delivered replacement tire, alignment, mount & dismount and balancing is not covered. The member is responsible for all charges related to on site repairs including but not limited to parts and labor costs.

### Jump-Starts

A jump-start for your vehicle's dead battery or a tow to a qualified repair facility.

### RV Mobile Mechanic

Dispatching of a mechanic to the site of your mechanically disabled vehicle. The member is responsible for all charges related to on site repairs including but not limited to parts and labor costs.

### Dealer Locator Assistance

In unfamiliar territory, where do you go for service should the need arise? We will assist in finding the closest, qualified service facility.

### Personal Assistance

You will have access to a full range of services to make life easier.

### Delivery of Fuel and Emergency Fluids


Fuel, oil, water, as necessary to remedy the displacement. The cost of fluids is the member's responsibility.

# Build Your Own Pleasure-Way


## HIGH GLOSS SLAB LAMINATE



Natural




Copper



White Chocolate

Optional high gloss slab laminate is available for the Plateau XLMB and Plateau XLTD.


## HIGH GLOSS RADIUS LAMINATE



Natural



Copper



White Chocolate

Optional high gloss radius laminate is available for the Lexor, Ascent, Plateau TS and Plateau FL.

## SOLID MAPLE CABINETRY



Natural



Copper

Solid maple cabinetry is standard for all Pleasure-Way models.

## CORIAN® COUNTERTOPS



Cloud



Hazel



Milkyway

Corian® countertop options are available for all Pleasure-Way models.

## ULTRALEATHER® FABRIC



Titanium



Cream



Pewter

UltraLeather® options are available for all Pleasure-Way models.

## MERCEDES-BENZ EXTERIOR COLORS



Silver



Greywhite



Pearl

## RAM PROMASTER EXTERIOR COLORS



Silver

# The Pleasure-Way Lifestyle

Touring or travelling in a Pleasure-Way motorhome affords some unique advantages over traditional RV'ing in a larger Class A, Class C or pull-type trailer. There are the more obvious advantages of stress-free driving, easy and accessible parking, and the ability to get into 'off the beaten track' locations. There are also a host of less obvious advantages and opportunities when travelling in a more compact and versatile Pleasure-Way motorhome. Consider the ability to visit friends and relatives for family functions, reunions, graduations and weddings. You can pack up and go without making hotel reservations or inconveniencing your host. You are bringing your own bedroom, bathroom, kitchen and lounge area to the party!

Whether you are a seasoned full-timer or a first-time newbie, something has drawn you into the RV lifestyle. Memories will be created, friends will be made and stories will be shared. RVing holds something different for each of us. The following photographs were submitted to us by our proud owners. We could not be more excited to share these wonderful images portraying the true embodiment of the Pleasure-Way lifestyle. 🏡



David Wong  
Chaco Culture National Historical Park,  
New Mexico



Judy Kaplan  
Southern California



Jenise Stone and "Fritz"  
Columbia River Gorge, Oregon



Robin Higgins  
Big Timber, Montana

## freedom

# adventure



Eric Adelman



Joe Giberson



Christine and Ian Hector  
*Banff National Park, Alberta*



Peter Milliron  
*Lassen Volcanic National Park,  
California*



Joan McDaniel  
*Beartooth Pass, Montana*



Steve Kang  
*Badlands National Park, South Dakota*

# Experience life...



Peter Jollis



Steve Culver  
Death Valley, California



Laura Crowley  
Great Smoky Mountains National Park



Sharon and Jacob Harms



Jack & Mary Ewers  
Fort Pickens, Florida



Lee and Bob Schmidt  
Flagler Beach, Florida



Mary Behan and Tim Heggland  
Blomidon Provincial Park,  
Nova Scotia

# ...the Pleasure-Way!

# Pleasure-Way Owners' Clubs

At Pleasure-Way Industries, we believe that meeting new friends and sharing adventures is an important part of the Pleasure-Way experience. We are fortunate to have a wonderful group of people, who have formed our Pleasure-Way Owners' Clubs. These clubs are based on the east and west coasts of the United States and western Canada. Regardless of where you live, owners from around North America have fallen in love with the Pleasure-Way motorhome lifestyle and participate in our club rallies.

The Pleasure-Way owners' clubs are operated and run by owners, such as yourself, who enjoy the RV lifestyle and share the same passion for Pleasure-Way that we do. Enjoying the outdoors, adventures and making new friends along the way is guaranteed while experiencing life in a Pleasure-Way and the owners' clubs rallies are a great place to get things going!

Visit us at [pleasureway.com](http://pleasureway.com) for more information about how to join and participate in Pleasure-Way owners' clubs events and rallies.



**Club West - Big Timber, MT**



**Western Canada Club  
Enderby, BC**



**Club East  
Cape May, NJ**

# Pleasure-Way

## COACH SPECIFICATIONS

	ASCENT	PLATEAU TS	PLATEAU FL	PLATEAU XLMB	PLATEAU XLTD	LEXOR		ASCENT	PLATEAU TS	PLATEAU FL	PLATEAU XLMB	PLATEAU XLTD	LEXOR
MEMORY FOAM REAR CUSHIONS	✓	✓	✓	✓	✓	✓	SHURFLO DEMAND WATER SYSTEM	✓	✓	✓	✓	✓	✓
COPPER, NATURAL MAPLE CABINETRY	✓	✓	✓	✓	✓	✓	ON DEMAND WATER HEATER	✓	✓	✓	✓	✓	✓
TITANIUM, CREAM OR PEWTER ULTRALEATHER®	✓	✓	✓	✓	✓	✓	DUAL 100AH ECO-ION LITHIUM BATTERIES	✓	✓	✓	✓	✓	✓
3-WAY FRIDGE/FREEZER 3.8 CU FT	✓		✓				COACH BATTERY DISCONNECT	✓	✓	✓	✓	✓	✓
3-WAY FRIDGE/FREEZER TWO DOOR 6 CU FT		✓					45 AMP CONVERTER WITH LITHIUM CHARGER	✓	✓	✓	✓	✓	✓
3-WAY FRIDGE/FREEZER 6.7 CU FT				✓			FLIP UP COUNTER EXTENSION	✓	✓	✓			
3-WAY FRIDGE/FREEZER 5 CU FT					✓	✓	LOW PROFILE FAN-TASTIC FAN	✓	✓	✓	✓	✓	✓
2.5 KW ONAN LP GENERATOR	✓	✓	✓	✓	✓		LP, CO AND SMOKE DETECTOR	✓	✓	✓	✓	✓	✓
2.8 KW ONAN GAS GENERATOR						✓	2000 WATT INVERTER	✓	✓	✓	✓	✓	✓
2 BURNER LP FLUSH MOUNT STOVE	✓	✓	✓	✓	✓	✓	MONITOR PANEL FOR HOLDING TANKS, LP AND BATTERY	✓	✓	✓	✓	✓	✓
MICROWAVE	✓						EXTERIOR SHOWER	✓	✓	✓	✓	✓	✓
MICROWAVE/CONVECTION		✓	✓	✓	✓	✓	CABLE TV HOOK UP	✓	✓	✓	✓	✓	✓
11 000 BTU ROOF MOUNT AIR CONDITIONER	✓	✓	✓	✓	✓	✓	WINEGARD RAYZAR DIGITAL TV ANTENNA	✓	✓	✓	✓	✓	✓
16 000 BTU AUTO-IGNITE FURNACE	✓	✓	✓	✓	✓	✓	BBQ QUICK CONNECT	✓	✓	✓	✓	✓	✓
24 INCH FLATSCREEN TV WITH BLU-RAY PLAYER	✓	✓	✓		✓	✓	<b>COACH OPTIONS</b>						
32 INCH FLATSCREEN TV WITH BLU-RAY PLAYER				✓			EXTERNAL ENTERTAINMENT CENTER				✓		
PRIVATE WET BATHROOM WITH SHOWER & SINK	✓	✓	✓			✓	LAMINATE RADIUS CABINETRY	✓	✓	✓			✓
PRIVATE DRY BATHROOM WITH SEPARATE ENCLOSED SHOWER				✓	✓		LAMINATE SLAB CABINETRY				✓	✓	
HITCH AND WIRING	✓	✓	✓	✓	✓	✓	PAINTED EXTERIOR MOLDINGS	✓	✓	✓			✓
POWER AWNING	✓	✓	✓	✓	✓	✓	SOLAR PKG ( 95W TO 475W)	MAX 190W	MAX 285W	MAX 285W	MAX 475W	MAX 475W	MAX 285W
REAR POWER SOFA C/W TWO SEATBELTS	✓	✓	✓			✓	ALCOA ALUMINUM WHEELS		✓	✓	✓	✓	
LED LIGHTING	✓	✓	✓	✓	✓	✓	PHANTOM SLIDING SCREEN DOOR		✓	✓			
MULTIPLEX WIRING/DIMABLE LIGHTING	✓	✓	✓	✓	✓	✓	REAR DOOR ROLL UP SCREEN	✓	✓	✓			✓
							SIDE DOOR ROLL UP SCREEN	✓	✓	✓			✓

## CHASSIS SPECIFICATIONS

	MERCEDES BENZ SPRINTER/SHORT WHEELBASE ASCENT	MERCEDES BENZ SPRINTER/LONG WHEELBASE PLATEAU TS PLATEAU FL	MERCEDES BENZ CUT AWAY CHASSIS PLATEAU XLMB PLATEAU XLTD	RAM PROMASTER CHASSIS LEXOR
GVWR	8,550 LB/3,878KG	11,030 LB/5,003 KG W DUAL REAR WHEEL	11,030 LB / 5003 KG W DUAL REAR WHEEL	9,350 LB / 4,241 KG
GCWR	13,550 LB/6,146KG	15,250 LB/6,917 KG	15,250 LB / 6,917 KG	11,500 LB / 5,216 KG
STANDARD ENGINE	2.1L 4 CYL BLUE TEC TURBO DIESEL	3.0L V6 BLUE TEC DIESEL	3.0L V6 BLUE TEC DIESEL	3.6L V6 PENTASTAR
HP RATING	161 HP	188 HP	188 HP	283 HP
TORQUE RATING	2.1L 4 CYL-265 LB-FT @ 1,400-2,400 RPM	325 FT LBS	325 FT LBS	260 FT-LBS 1,400 - 2,400 RPM
WHEELBASE	144 INCHES	170 INCHES	170 INCHES	159 INCHES
TRANSMISSION	7G-TRONIC + 7 SP AUTO	5 SP AUTOMATIC	5 SP AUTOMATIC	6 SP AUTOMATIC
REAR AXLE RATIO	3:92	4:18	4:18	N/A FRONT WHEEL DRIVE
FUEL TYPE /TANK CAPACITY	DIESEL/24.5 US GAL/93 L	DIESEL/24.5 US GAL/93L	DIESEL/26 US GAL/100L	GAS/24 US GAL/90L
LOCKING FUEL FILL	YES	YES	YES	NO
CHASSIS AIR CONDITIONING	YES	YES	YES	YES
POWER WINDOW, DOOR LOCKS, MIRRORS	YES	YES	YES	YES
REMOTE KEYLESS ENTRY	YES	YES	YES	YES
STEERING WHEEL POSITIONING	TILT AND TELESCOPIC	TILT AND TELESCOPIC	TILT AND TELESCOPIC	TELESCOPIC
BRAKING SYSTEM (4 WHEEL)	DISC BRAKES WITH ABS	DISC BRAKES WITH ABS	DISC BRAKES WITH ABS	DISC BRAKES WITH ABS
STABILITY AND TRACTION CONTROL	ADAPTIVE ELECTRONIC	ADAPTIVE ELECTRONIC	ADAPTIVE ELECTRONIC	ELECTRONIC STABILITY CTRL
TIRE PRESSURE MONITORING	YES	NO	NO	YES
TIRES (ALL SEASON)	LT245/75R/16	LT215/85R/16	LT215/85R/16	LT225/75R/16
ALTERNATOR/CHASSIS BATTERY	14V 200 AMP/12V 100AH	14V 200 AMP/12V 100AH	14V 200 AMP/12V 100AH	220 AMP/12 V 95AH
AIR BAGS (DRIVER AND PASSENGER)	YES	YES	YES	YES
IN-DASH NAVIGATION/AUDIO/BLUETOOTH	YES	YES	YES	YES
BACK UP CAMERA SYSTEM	YES	YES	YES	YES
SWIVEL SEATS (DRIVER AND PASSENGER)	NO	YES	YES	YES
SMART WHEEL FUNCTIONS	STANDARD	STANDARD	STANDARD	YES
MERCEDES COLLISION PREVENTION ASSIST	STANDARD	STANDARD	N/A	N/A
MERCEDES HIGH BEAM ASSIST	STANDARD	STANDARD	N/A	N/A
MERCEDES BLIND SPOT ASSIST	STANDARD	STANDARD	N/A	N/A
MERCEDES LANE KEEPING ASSIST	STANDARD	STANDARD	N/A	N/A

## Pleasure-Way

### WEIGHTS AND MEASURES

	ASCENT	PLATEAU TS	PLATEAU FL	PLATEAU XLMB PLATEAU XLTD	LEXOR
LENGTH-BUMPER TO BUMPER	19' 7" / 594CM	22' 9" / 693CM	22' 9" / 693CM	22' 9" / 693 CM	20' 11" / 637CM
WIDTH WITH SIDE MIRRORS EXTENDED	7' 11" / 241CM	7' 11" / 241CM	7' 11" / 241CM	9' 1.5" / 278CM	8' 2.5" / 250CM
OVERALL HEIGHT	9' 7" / 292CM	9' 8" / 295CM	9' 8" / 295CM	10' 9" / 328CM	9' 3.5" / 283CM
INTERIOR STANDING HEIGHT	6' 3" / 190CM	6' 3" / 190CM	6' 3" / 190CM	6' 8" / 203CM	6' 3" / 190CM
FRESH WATER TANK CAPACITY	20 US GAL/75L	24 US GAL/91L	24 US GAL/91L	28 US GAL/106L	29 US GAL / 109L
GREY WATER TANK CAPACITY	15 US GAL/57L	35 US GAL/132L	35 US GAL/132L	30 US GAL/113L	20 US GAL/75L
BLACK WATER TANK CAPACITY	10 US GAL/38L	12 US GAL/45L	12 US GAL/45L	21 US GAL/79L	12 US GAL/45L
LP GAS TANK CAPACITY AT 80% FILL	8.16 US GAL/31L	8.16 US GAL/31L	8.16 US GAL/31L	10.4 US GAL/39L	4.7 US GAL/18L
FUEL TYPE	DIESEL	DIESEL	DIESEL	DIESEL	GASOLINE
FUEL TANK CAPACITY	24.5 US GAL/93L	24.5 US GAL/93L	24.5 US GAL/93L	26 US GAL/100 L	24 US GAL/90 L
TOWING CAPACITY	5,000 LBS/2,268KG	4,220 LBS/1,914KG	4,220 LBS/1,914KG	4,220 LBS/1,914KG	2,150 LBS/975KG
QUEEN BED SIZE	70"W X 72"L	70"W X 76"L	70"W X 76"L	60"W X 74"L	73"W X 76"L
DRIVERS SINGLE BED	24"W X 70"L	24"W X 76"L	24"W X 76"L	N/A	26"W X 76"L
PASSENGER SINGLE BED	24"W X 72"L	24"W X 76"L	24"W X 76"L	N/A	26"W X 76"L
KING BED (PL XLTD ONLY)				74"W X 86"L	
SINGLE BEDS (PL XLTD ONLY)				29"W X 74"L	

### Please Note:

Due to our policy of continuous improvements, Pleasure-Way Industries Ltd. reserves the right to make product changes at any time without notice and without incurring obligations whatsoever, including but not limited to: prices, styling, design, colors, construction, equipment, materials, and specifications. Some motorhomes depicted in the brochure may be shown with optional equipment. Please see your dealer for additional information or contact Pleasure-Way Industries Ltd. Estimated fuel consumption may vary depending on conditions and driving habits. Estimates are based on consumer feedback.



# *Pleasure-Way*

302 PORTAGE AVENUE, SASKATOON, SASKATCHEWAN CANADA S7J 4C6  
TEL: (800)364.0189 FAX: (800)934.7085

WWW.PLEASUREWAY.COM

**LaMESA REC  
VAN**  
LaMesaRV.com  
800-496-8778



facebook.com/PWIndustries



youtube.com/user/pleasureway



@pleasurewayrv



@pleasurewayrv